

Online Payment System
MODES OF PAYMENT

01

Online Banking

OUR BUSINESS:

More than
26,000
Corporate clients served

More than
1,500
Branches nationwide



AWARDS:

BEST CASH MANAGEMENT BANK 2015-2021
Alpha Southeast Asia

CASH MANAGEMENT, PHILIPPINES 2021
The Asset, Best Service Provider

**CASH MANAGEMENT-MARKET LEADER
IN THE PHILIPPINES (ASIAN BANKS) 2020**
Asia Money

**DOMESTIC CASH MANAGEMENT BANK
OF THE YEAR, PHILIPPINES 2020**
Asian Banking & Finance

BUSINESS FLOW:



Purchased
Materials




Cargo/ Port



ICTSI



Brokers



Businesses/ Customers
- Importer/ Exporter
- Seller/ Buyer

BROKER'S REQUIREMENTS:

To settle cargo-handling and port-related charges in OPS (Online Payment System) using your BDO account

- Import
- Export
- Additional Storage
- Additional Reefer
- Special Services



Corporate e-Payment
via Business Online Banking (BOB)



CORPORATE E-PAYMENT via BOB

- ✓ Available 24/7
- ✓ Pay in OPS using your BDO account
- ✓ Real time payment
- ✓ Available for ICTSI, Manila North Harbour Port, Inc., ICTSI Subic. Inc and Subic Bay International Terminal Corporation.
SOON: Mindanao International Container Terminal Services, Inc.



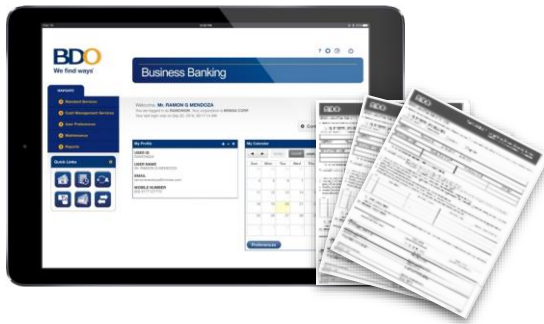
**Choose BDO as the settlement
bank in Online Payment
System (OPS)**

**You will be redirected to
BOB to settle payment**



Open a BDO Account

Visit any BDO branch near you to open a BDO corporate account



Business Online Banking (BOB)

Enrollment

- ✓ Register to Business Online Banking with Corp E-Payment
- ✓ Enroll ICTSI, Manila North Harbour Port, Inc., ICTSI Subic. Inc and/ or Subic Bay International Terminal Corporation as Corp ePayment merchant

For Corporate and Sole Proprietorship

1. Register Online

- choose e-Payment service

☒ ePayment

☐ Government

☐ Government-BIR

☐ Government-SSS

☐ Customs Payments

☒ Corporate

- Enroll merchant

E-payment - Corporate

#	Currency	E-Pay Merchant
1	PHP	<div>Choose One</div> <div>ASIAN TERMINALS INC</div> <div>B2B PRICENOW</div> <div>FLIGHT RAJA TRAVELS</div> <div>GCASH</div> <div>GLOBE DEALER PAYMENTS</div> <div>HOLCIM PHILIPPINES INC</div> <div>ICTSI SUBIC. INC</div> <div>INTERNATIONAL CONTAINER SERVIC</div> <div>INTERNATIONAL CONTAINER TERMINAL SERVICES</div> <div>JOLLIBEE FOODS CORPORATION</div> <div>MANILA NORTH HARBOUR PORT, INC.</div> <div>REPUBLIC CEMENT & BUILDING MATERIALS INC</div> <div>REPUBLIC CEMENT MINDANAO INC</div> <div>REPUBLIC CEMENT SERVICES INC</div> <div>SUBIC BAY INTERNATIONAL TERMINAL CORPORATION</div>

+ Add E-Pay Merchant

Service Workflow

Corporate

orizer

3. Print, sign and submit the BOB Enrollment Form along with the following additional documents:


- Business Online Banking Solutions Form
- CMS Master Agreement
- TBG Secretary's Certificate (corporates) or DTI Certificate and 2 valid, government-issued ID (sole proprietorships)
- Outsourcing Agreement Supplement



For Corporate and Sole Proprietorship

If you have an EXISTING BOB Access with Corporate ePayment, you can enroll additional merchants in Business Online Banking:

1. Log in to BOB
2. Click Administration> Enrollment> Enroll ePay Merchants
3. Select ICTSI, Manila North Harbour Port, Inc., ICTSI Subic. Inc and/ or Subic Bay International Terminal Corporation from the dropdown list of merchants
4. Click “Save” to complete transaction



BUSINESS ONLINE BANKING (BOB) ENROLLMENT



For individual consignees/ accountholders

Fill out and submit the following forms:

- Manual BOB Enrollment Form
- Manual BOB Terms & Conditions Form
- BOB Solutions Form
- CMS Master Agreement
- Outsourcing Agreement Supplement
- Supporting documents
 - Certificate of Registration with the Bureau of Internal Revenue (BIR Form 2303)
 - PRC ID card / PTR
 - Certificate of Registration with the Bureau of Customs
 - Philippine Ports Authority Permit to Operate

BDO Cash Management Services
Business Online Banking Enrollment Form

Company Information

Company Name / Business Name _____ Date _____

Account Number/s _____

Company TIN (9 or 12 Digit) _____ Company Telephone No. _____

Services

Standard Services – Account Portfolio, Transaction History, Funds Transfer – Own, Bills Payment, Stop Payment Order, Checkbook Reorder

☐ Funds Transfer – Other Party ☐ Outward Payment ☐ Wire Transfer ☐ Corporate e-Payment

Business Online Banking Approval Setup

☐ No Workflow (Maker acts as approver) ☐ Maker – Authorizer (Maker acts as processor, Authorizer acts as Approver)

BDO to approve additional Business Online Banking authorizers

System Administrator (Acts as the Authorized Representative)

Name (Last Name, First Name, Middle Name) _____

E-mail Address _____ Mobile Number _____ Personal TIN (9 or 12 Digits) _____

Maker

Name (Last Name, First Name, Middle Name) _____

E-mail Address _____ Mobile Number _____ Personal TIN (9 or 12 Digits) _____

Authorizer 1 (Applicable only to Maker – Authorizer workflow model)

Name (Last Name, First Name, Middle Name) _____

E-mail Address _____ Mobile Number _____ Personal TIN (9 or 12 Digits) _____

Authorizer 2 (Applicable only to Maker – Authorizer workflow model)

Name (Last Name, First Name, Middle Name) _____

E-mail Address _____ Mobile Number _____ Personal TIN (9 or 12 Digits) _____

Funds transfer – Other Party, Outward Payment, Wire Transfer and Corporate e-Payment
(Send money to other BDO accounts, To be filled up if applicable)

	BDO Account Number (12 Digit) / Cash Card Number (14 Digit)	BDO Account Name	Other References (Optional)
1			
2			
3			
4			
5			

BDO Cash Management Services
Business Online Banking Enrollment Form

Funds Transfer Third Party Service (Send money to other BDO accounts, To be filled up if applicable)

	BDO Account Number (12 Digit) / Cash Card Number (14 Digit)	BDO Account Name	Other References (Optional)
4			
7			
8			
9			
10			

Bills Payment Service

Utilities

	Billor (Mandatory Field)	Subscriber/Account Number (Mandatory Field)	Subscriber/Account Name (Mandatory Field)	Other References (Optional)
1	MAYBANK WATER SERVICES INC.			
2	PLDT			
3				

Cable, Internet and Telecom

	Billor (Mandatory Field)	Subscriber/Account Number (Mandatory Field)	Subscriber/Account Name (Mandatory Field)	Mobile/Landline Number (Mandatory Field)
1	GLIDE TELECOM INC.			
2	SMART COMMUNICATIONS INC.			
3				

Credit Card and Insurance

	Billor (Mandatory Field)	Card/Policy Number (Mandatory Field)	Cardholder/Policy Holder Name (Mandatory Field)	Other References (Mandatory Field)
1	BDO PESO CREDIT CARD			
2				
3				

Others

	Billor (Mandatory Field)	Subscriber Number (Mandatory Field)	Subscriber Name (Mandatory Field)	Other References (Mandatory Field)
1				
2				
3				

Declaration

I/We hereby declare that I/we have the necessary power, authority and consent to name and designate the User and the Accounts, to define the Authorization Matrix, and provide all the information above. I/we hereby certify that all the information provided above are true and correct. I/we hereby authorize the User/s to use and access the BDO Business Online Banking (BOB) facility and do BOB transactions on my/our behalf and the Company, with respect to the Accounts. I/we have read and hereby agree to be bound by the terms and conditions governing BOB as stated in the succeeding pages of the Enrollment Form. Furthermore, I/we declare that any and all communications and transactions done by the User/s through the BOB are deemed official, valid and binding upon me/us and the Company. In addition, I/we understand that BDO shall not be responsible for the BOB transactions done by the User/s and I/we together with the Company, shall jointly and severally indemnify and render BDO free and harmless from and against any and all claims, liabilities, causes of action, suit (including attorney's fees and costs of suit) which may arise as a result of or in connection with the use and adoption of the BOB and the transactions done by the User/s through the BOB, with respect to the Accounts. The enrollment of the Company, the User/s and the Accounts in the BOB shall remain valid and effective until and unless the same is cancelled in accordance with the provisions of the BOB Terms and following BDO's prescribed enrollment cancellation procedure.

(Name, Position, Signature, Date)
Authorized Signatory/ies

(Name, Position, Signature, Date)
Authorized Signatory/ies

For Bank Use Only

Enrollment Processor _____ Enrollment Approver _____

Signature over Printed Name _____ Signature over Printed Name _____

BDO TEAM:

Me-an C. Hidalgo

Client Implementation Manager

hidalgo.maria@bdo.com.ph

Carlo S. Ibarrola

Business Development Manager

ibarrola.carlo@bdo.com.ph

Dennis S. Gutierrez

Business Development Head

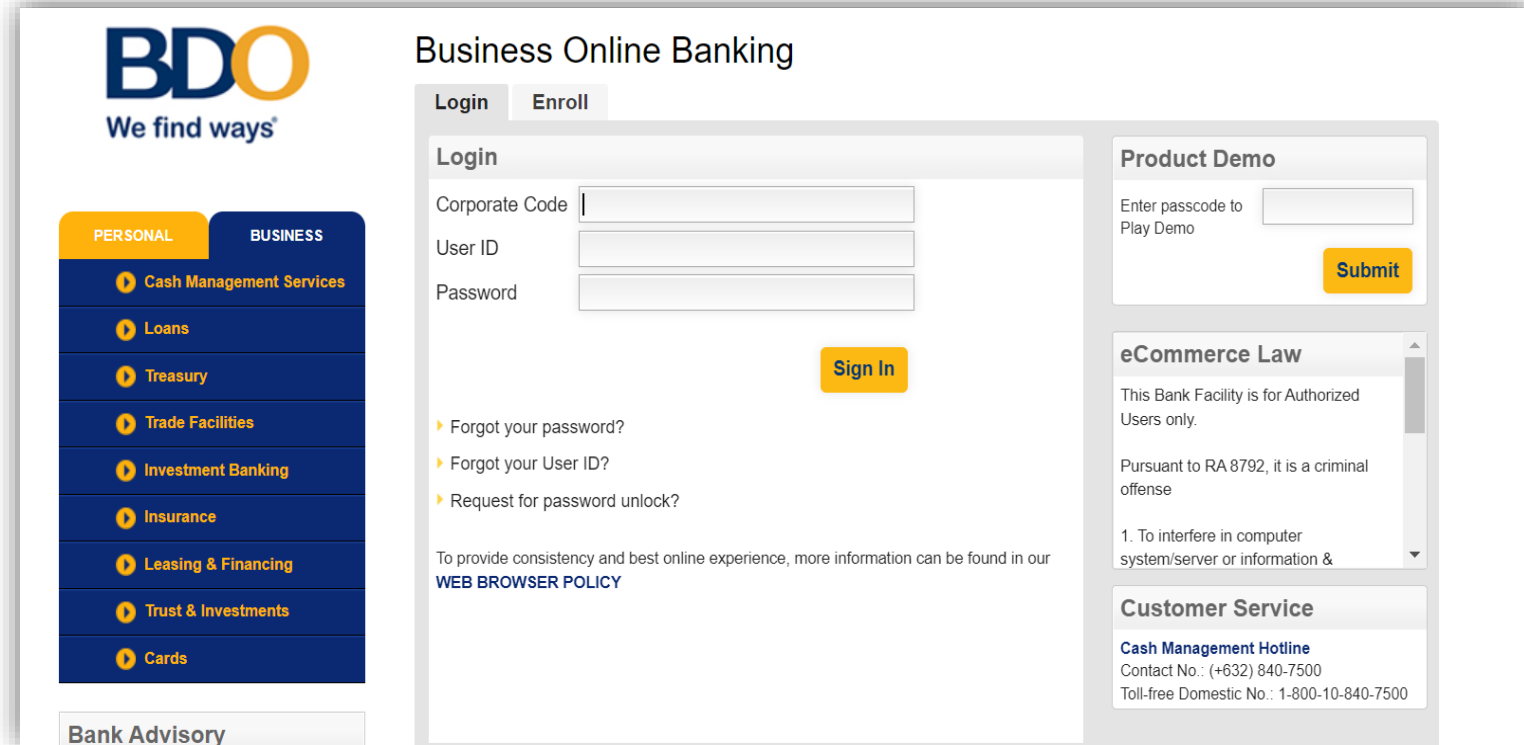
gutierrez.dennis@bdo.com.ph

1.1

BDO Payment Guide

BDO Payment Guide – ONLINE BANKING

- You will be redirected to BDO Business Online Banking log in page.
- Input the following details and click Sign In to access your account:
 - Corporate Code
 - User ID
 - Password



The screenshot displays the BDO Business Online Banking login interface. On the left, the BDO logo is accompanied by the tagline 'We find ways®'. Below this, a vertical menu lists various services under 'PERSONAL' and 'BUSINESS' tabs, including Cash Management Services, Loans, Treasury, Trade Facilities, Investment Banking, Insurance, Leasing & Financing, Trust & Investments, and Cards. The main section is titled 'Business Online Banking' and features a 'Login' tab. The login form includes fields for 'Corporate Code', 'User ID', and 'Password', followed by a 'Sign In' button. To the right of the login form, there are links for 'Forgot your password?', 'Forgot your User ID?', and 'Request for password unlock?'. Below these links, a note states: 'To provide consistency and best online experience, more information can be found in our [WEB BROWSER POLICY](#)'. On the far right, there are three additional sections: 'Product Demo' with a 'Submit' button, 'eCommerce Law' with a scrollable list of legal notices, and 'Customer Service' with contact information for the Cash Management Hotline.

BDO
We find ways®

PERSONAL **BUSINESS**

- Cash Management Services
- Loans
- Treasury
- Trade Facilities
- Investment Banking
- Insurance
- Leasing & Financing
- Trust & Investments
- Cards

Business Online Banking

Login **Enroll**

Login

Corporate Code

User ID

Password

Sign In

▶ Forgot your password?
▶ Forgot your User ID?
▶ Request for password unlock?

To provide consistency and best online experience, more information can be found in our [WEB BROWSER POLICY](#)

Product Demo

Enter passcode to Play Demo

Submit

eCommerce Law

This Bank Facility is for Authorized Users only.

Pursuant to RA 8792, it is a criminal offense

1. To interfere in computer system/server or information &

Customer Service

Cash Management Hotline
Contact No.: (+632) 840-7500
Toll-free Domestic No.: 1-800-10-840-7500

Bank Advisory

BDO Payment Guide – ONLINE BANKING



- Choose the funding account that you will use to settle your transaction
- Click Next Step to proceed with your transaction

The screenshot displays the BDO Corporate ePayment interface. On the left is a navigation menu with options like Standard Services, Cash Management Services, User Preferences, Account Opening, Maintenance, SWIFT, and Reports. The main content area is titled 'Corporate ePayment' and includes a breadcrumb trail: 'Cash Management Services > Disbursement > ePayment > Corporate'. Below this, there are tabs for 'Create Corporate ePayment', 'Corporate ePayment Inquiry', and 'Pay Later Inquiry'. The 'Create Corporate ePayment' tab is active, showing a form with the following details:

Corporate ePayment Details	
Account	Choose One
ePayment Merchant Name	INTERNATIONAL CONTAINER SERVICE
Transaction Amount	1,016.01
ICTSI Reference Number	213828.101801
Transaction Type	CY_IMP_PAY
Invoice Information (1)	F965083A2CA84987384F9C694777F75E5595159FCD63A83D14AD0D1389E396

At the bottom right of the form, there are two buttons: 'Pay Later' and 'Next Step'. The 'Next Step' button is highlighted with an orange circle.

BDO Payment Guide – ONLINE BANKING



- Ensure that all details are correct and click Submit.

The screenshot displays the BDO Corporate ePayment interface. On the left is a navigation menu with options like Standard Services, Cash Management Services, User Preferences, Account Opening, Maintenance, SWIFT, and Reports. Below this is a 'Quick Links' section with various icons. The main content area is titled 'Corporate ePayment' and shows a breadcrumb trail: 'Cash Management Services > Disbursement > ePayment > Corporate'. The 'Corporate ePayment Details' section contains the following information:

Account	000081289108/Test Edk Pref Name-PHP-SA View Balance
ePayment Merchant Name	INTERNATIONAL CONTAINER SERVIC
Transaction Amount	1,016.01
ICTSI Reference Number	213828.101001
Transaction Type	CY_IMP_PAY
Invoice Information (1)	F96508B3A2CA94987384F9C894777F7F7E5596158FCD63A83D14AD0D1389E398

At the bottom left of the form is a 'Back' button, and at the bottom right is a 'Submit' button, which is highlighted with a red rectangular box.

BDO Payment Guide – ONLINE BANKING



- A confirmation page will appear indicating the details of the processed transaction

The screenshot shows the BDO Corporate ePayment confirmation page. The BDO logo and tagline 'We find ways' are in the top left. A navigation menu on the left includes Standard Services, Cash Management Services, User Preferences, Account Opening, Maintenance, SWIFT, and Reports. A 'Quick Links' section is also present. The main content area is titled 'Corporate ePayment' and shows a confirmation message: 'Corporate ePayment was successful.' Below this, a table displays transaction details.

Account	00001209108/Test ESB Prof Name-PHP-SA View Balance
Status	Transaction Status: Successful Workflow Status: Approved Last Updated On: 10/16/2020 11:51:11
Reference Number	EPY-10162020-115111-00018537
ePayment Merchant Name	INTERNATIONAL CONTAINER SERVIC
Transaction Amount	1,018.01
ICTSI Reference Number	213828-101601
Transaction Type	CV_RMF_PAY
Invoice Information (1)	F86508B3A2CA48B7384FC864777F75E595156FCD63A83D14ADDD138E368

At the bottom, there is a question: 'Would you like to do another Corporate ePayment transaction?' with a 'Yes' button.

BDO Payment Guide – ONLINE BANKING



- **You will also receive an email payment confirmation after you have successfully processed your transaction**

Corporation Name: ABC

CORPORATION Dear: Mr.

User Role: Maker

Your request for Epayment with Transaction Reference No. EPY-10192020-115111-00018537 was successfully processed by Banco de Oro. Details as follows:

Account No. : *****134
Merchant : International Container Terminal
Services, Inc. Amount : 19,961.48
Transaction Date : 10/19/20

Please review the details of your transaction. For any questions or concerns, you may contact your assigned CMS Account Manager.

Thank you.

Business Online Banking
Corporate Cash
Management Services
Transaction Banking
Group
BDO

BDO Payment Guide – ONLINE BANKING



- **Go to Online Payment System's Transaction History and select the latest created transaction to download the electronic receipt (e-OR)**